



AUGER MONSTER®





Overview

The Auger Monster® is a robust and affordable wastewater screen which combines three of JWC's finest technologies – a grinder, a fine screen and a compactor. It removes trash and unwanted solids so the treatment plant runs more efficiently, and life is easier for operators and managers.

First, a powerful Muffin Monster® or Channel Monster® grinder shreds clumps of rags, clothing and debris. Next, solids are captured by a perforated screening trough and removed by a rotating auger. As solids are removed, dual wash water zones clean off fecal material. The auger then conveys solids to the discharge point where the integrated compactor (optional) squeezes out water before depositing the cleaned and dried material into a dumpster.

The cleaner, more compact discharge keeps odors to a minimum and lowers disposal costs, as less water and fecal material are sent to the landfill.

With the Auger Monster, wastewater screening couldn't get any easier—it's the only one that's all-in-one!

Cleaner, more compact discharge



Auger Monster discharge is cleaner, drier and more compact, saving you time and money. The Auger Monster has become a favorite among wastewater operators and managers since it makes the headworks area cleaner, less time consuming and less expensive to operate.



Features & Benefits

Dual-shafted grinder

- Proven Muffin Monster grinding technology
- Shreds long, stringy material to prevent wrapping on auger
- Breaks up clumps for more efficient washing

Spiral lifting auger

- Solids are removed while soft organics are washed back into the channel through a perforated screen
- Various perf sizes: 5/64", 1/8" or 1/4" (2, 3 or 6 mm)

Cleaner screenings discharge

- Integrated spray wash launders screenings and removes fecal material for cleaner discharge and reduced odors

Modular headworks system


- Integrates high-flow grinding, screening, washing and de-watering technology
- Placement in existing channel with little or no civil work
- Easy installation in outdoor locations

Easy access, pivoted auger

- The auger is mounted to a tilt and swivel point for easy removal and servicing
- Operators can easily bring the screening trough, auger brush and auger conveyor to deck level for inspection

Automated PLC monitoring and controls

- Auto-load sensing and reversing protects the system
- Adjustable, differential run times for optimal solids removal and operating life
- Auger fail-safe mode ensures system continues running even if electronics are disabled



Materials of construction

Channel frame: Stainless steel

Cutters and spacers: Hardened alloy steel

Shafts: Heat-treated hexagonal steel

End housings and covers: Ductile iron

Seal faces: Tungsten carbide

Auger spiral: Alloy steel



Flow from grinder to auger



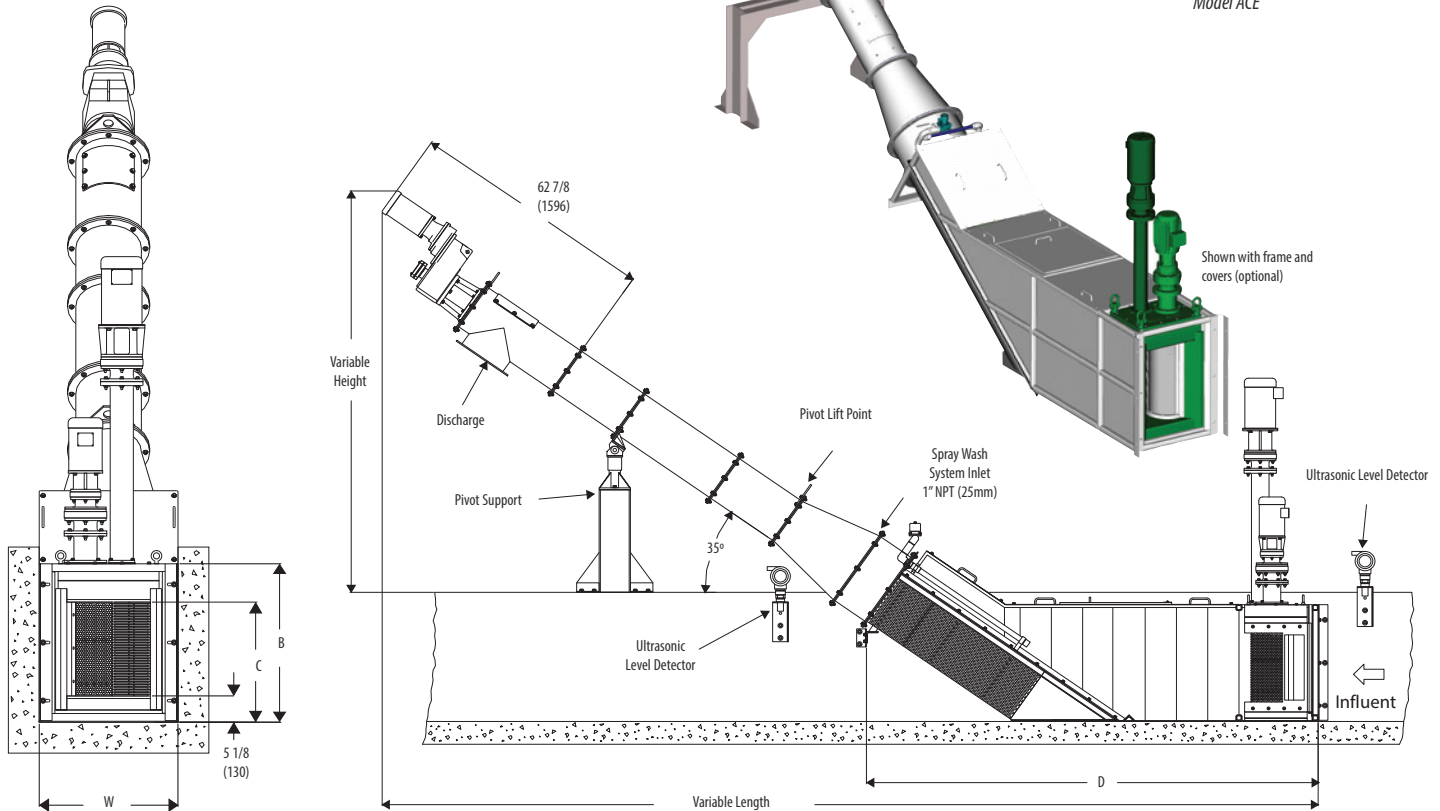
Replaceable auger brush keeps perforated screen clean and helps transport solids



Auger Monster®

ACE - Channel Monster® & Screen

5 hp (3.7 kW) grinder motor 1 hp (.75 kW) drum motor
 Immersible and other electric motors are optional
 2 hp (1.5 kW) TEFC auger motor
 Channel depth from 26" (660 mm) and up based on frame height
 Flow based on optimum channel conditions and 1/4" (6 mm)
 perforated screen




Model ACE

Model	B inches (mm)	C inches (mm)	D inches (mm)	W - Min. channel width* w/o frame inches (mm)	W - Min. channel width* w/ frame inches (mm)	Flow capacity mgd (m³/hr)
ACE1810-480	30-11/16 (779)	23-5/16 (592)	110-9/16 (2808)	24 (610)	30 (762)	2.2 (342)
ACE2410-480	36-5/16 (922)	29-1/16 (738)	125-1/16 (3177)	24 (610)	30 (762)	2.9 (465)
ACE3210-480	44-3/16 (1122)	36-15/16 (938)	139-5/8 (3546)	24 (610)	30 (762)	4.0 (636)
ACE4010-480	52-1/16 (1322)	44-11/16 (1135)	154-1/8 (3915)	24 (610)	30 (762)	5.1 (807)
ACE5010-480	62-1/16 (1576)	54-11/16 (1389)	168-11/16 (4285)	24 (610)	30 (762)	6.5 (1029)
ACE6010-480	72-7/16 (1840)	65-1/16 (1653)	183 (4648)	24 (610)	30 (762)	8.0 (1261)


* Please consult factory for final application assistance.



Auger Monsters discharging into a horizontal conveyor



Two auger conveyors converge



Auger Monsters and cross conveyor



Auger Monster®

AGE - Muffin Monster® & Screen

5 hp (3.7 kW) grinder motor

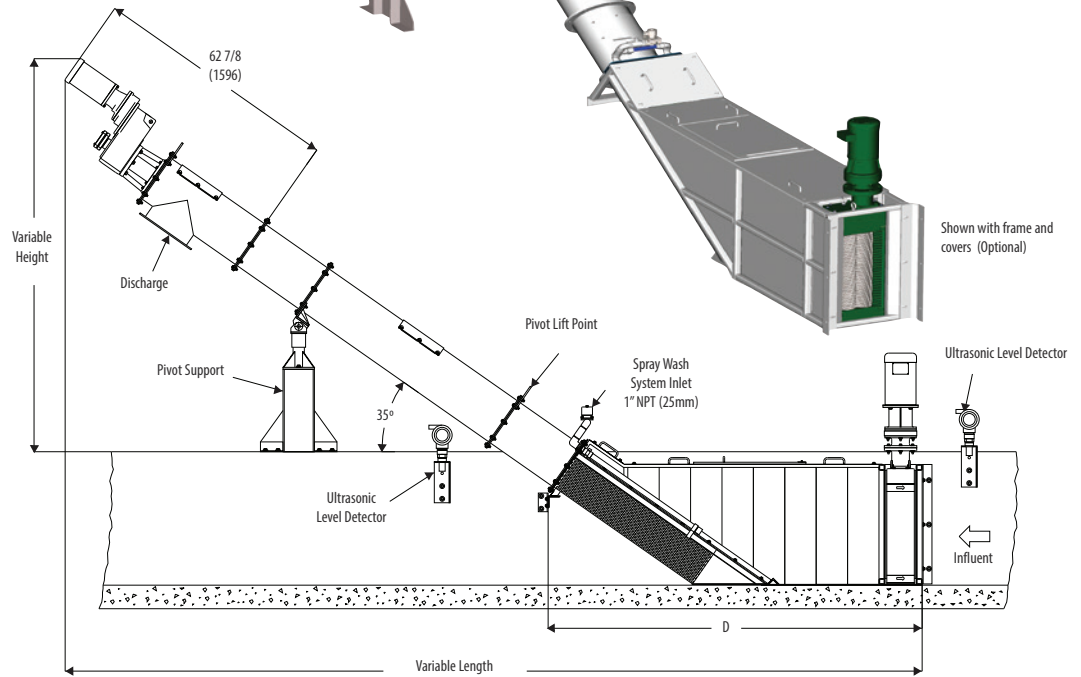
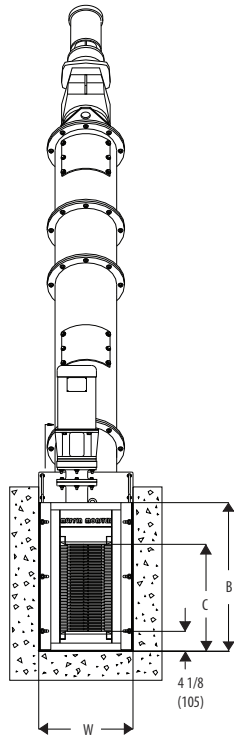
Immersible and other electric type motors are optional

2 hp (1.5 kW) TEFC auger motor.

Channel depth from 26" (660 mm) and up based on frame height

170 mm and 480 mm options also available

Flow based on optimum channel conditions and 1/4" (6 mm) perforated screen



Model AGE

**40K
Monsters
are built
for prison
duty**

Shown with frame and covers (Optional)

Model	B inches (mm)	C inches (mm)	D inches (mm)	W - Min. channel width w/o frame inches (mm)	W - Min. channel width* w/ frame inches (mm)	Max flow mgd (m³/hr)
AGE1800-170	29-1/2 (749)	21-7/8 (556)	85 (2159)	12 (305)	16 (406)	1 (146)
AGE2400-170	35-1/4 (895)	27-7/8 (708)	99-3/4 (2530)	12 (305)	16 (406)	1.2 (194)
AGE3200-170	43 (1092)	35-7/8 (911)	114-1/8 (2899)	12 (305)	16 (406)	1.6 (258)
AGE4000-170	51 (1295)	43-7/8 (1114)	128-11/16 (3269)	12 (305)	16 (406)	2.1 (331)
AGE5000-170	61 (1549)	53-7/8 (1368)	143-3/16 (3638)	12 (305)	16 (406)	2.8 (435)
AGE6000-170	71-3/8 (1813)	63-7/8 (1622)	157-7/16 (3999)	12 (305)	16 (406)	3.5 (552)
AGE1800-285	29-1/2 (749)	21-7/8 (556)	94-5/8 (2402)	16 (406)	22 (559)	1.1 (168)
AGE2400-285	35-1/4 (895)	27-7/8 (708)	108-3/4 (2762)	16 (406)	22 (559)	1.4 (223)
AGE3200-285	43 (1092)	35-7/8 (911)	123-5/8 (3139)	16 (406)	22 (559)	1.9 (298)
AGE4000-285	51 (1295)	43-7/8 (1114)	137-13/16 (3499)	16 (406)	22 (559)	2.4 (382)
AGE5000-285	61 (1549)	53-7/8 (1368)	151-11/16 (3853)	16 (406)	22 (559)	3.2 (505)
AGE6000-285	71-3/8 (1813)	63-7/8 (1622)	165-1/2 (4203)	16 (406)	22 (559)	4.1 (642)
AGE1800-480†	28-1/2 (724)	22-15/16 (583)	107-1/8 (2721)	24 (610)	30 (762)	1.3 (200)
AGE2400-480†	35-1/2 (901)	30 (762)	121-7/8 (3096)	24 (610)	30 (762)	1.7 (274)
AGE3200-480†	43 (1092)	37-1/2 (952)	136-1/4 (3461)	24 (610)	30 (762)	2.3 (359)

*Please consult factory for final application assistance.

†Available only with 40K Muffin Monster model 0018, 0024 or 0032



Auger Monster®

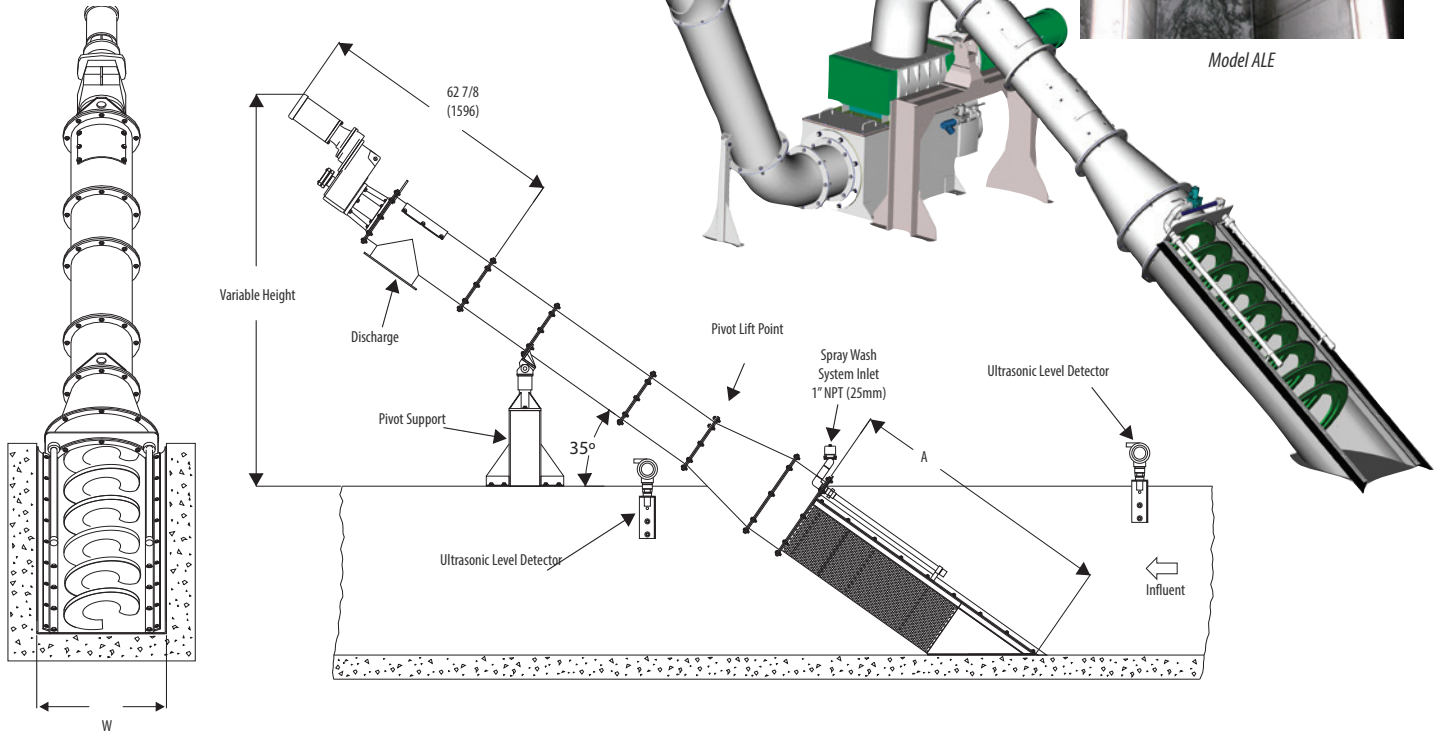
ALE - Auger / No Grinder

2 hp (1.5 kW) TEFC auger motor. Immersible and other electric motors are optional

Channel depth from 26" (660 mm) and up based on frame height

285 mm shown with optional Screenings Washer Monster®

170 mm and 480 mm options also available



Model ALE

Model	A inches (mm)	W - Min. channel width* - inches (mm)	Flow capacity mgd† (m³/hr)
ALE1800-170	53-11/16 (1364)	12 (305)	1.6 (265)
ALE2400-170	68-5/16 (1735)	12 (305)	2.2 (345)
ALE3200-170	82-13/16 (2103)	12 (305)	2.9 (456)
ALE4000-170	97-7/16 (2475)	12 (305)	3.6 (566)
ALE5000-170	111-15/16 (2843)	12 (305)	4.5 (707)
ALE6000-170	123-1/4 (3207)	12 (305)	5.4 (854)
ALE1800-285	58-15/16 (1497)	16 (406)	2.1 (339)
ALE2400-285	73-1/2 (1867)	16 (406)	2.8 (440)
ALE3200-285	88-1/4 (2242)	16 (406)	3.6 (579)
ALE4000-285	102-13/16 (2611)	16 (406)	4.5 (716)
ALE5000-285	117-3/8 (2981)	16 (406)	5.6 (893)
ALE6000-285	131-3/4 (3346)	16 (406)	6.8 (1078)
ALE1800-480	66-1/4 (1683)	24 (610)	3.4 (542)
ALE2400-480	80-13/16 (2053)	24 (610)	4.4 (694)
ALE3200-480	95-3/8 (2423)	24 (610)	5.7 (902)
ALE4000-480	109-15/16 (2792)	24 (610)	7.0 (1107)
ALE5000-480	124-1/2 (3162)	24 (610)	8.7 (1370)
ALE6000-480	138-13/16 (3526)	24 (610)	10.4 (1646)

* Please consult factory for final application assistance.

† Based on 1/4" (6 mm) perforated screen



Solids captured and removed by auger




Discharge into optional bagger




Auger Monster®

Screen sizes


- 5/64", 1/8" or 1/4" (2, 3 or 6 mm) perforated screens.



2 mm



3 mm



6 mm

Conveyor options


- Convey discharged solids vertically, horizontally or at an angle
- Sluice conveyor

Patented compaction zone

- Compactor at the end of the auger compresses material to save on transport and disposal fees



Conveyor



JWCE patented compaction zone

Dual-shafted grinder

- Various cutter stack heights to fit your channel and flow requirements.
- Multiple cutter options.
- High-flow side rails.
- Channel Monster® with high-flow screening drum.
- 40K Series for prison sites or high solids loading.



30K grinder option



40K grinder option



Channel Monster option



Electric motor



JWC exclusive:
high-efficiency immersible
motor



Touch screen controller

Motors

- Single or multi-drive
- Electric motor: 5, 10 hp (3.7, 7.5 kW)
- Explosion proof electric motor: 5, 10 hp (3.7, 7.5 kW)
- Exclusive immersible motor: 5, 10 hp (3.7, 7.5 kW)

Extended motor shaft

- Drive shaft extension puts motor above the highest overflow level. Available in 6" (152 mm) increments



Extended shaft

Overflow bar screens

- Stainless steel bars attached to frame inhibit solids from passing during an overflow event

High-tech controllers


- Enclosure options: NEMA 4x 304 stainless steel; NEMA 4x 316 stainless; NEMA 7 explosion-proof
- Auger 'fail-safe' mode ensures system continues running



Bagger

Discharge bagger

- Screenings can be collected inside a plastic bag affixed to the end of the discharge chute
- Operator simply pulls the trash bag from the ring and ties it off



Blanket

Cold weather system

- Heat tracing and insulation blanket inhibit freezing
- High performance is assured in colder climates
- Operates outdoors, cover recommended but not required





JWC Environmental, a Sulzer Brand, is a world leader in solids reduction and removal systems for municipal, industrial, and commercial applications. Our solutions include our legendary Muffin Monster® and Channel Monster® sewage grinders, Auger Monster® all-in-one headworks, Monster Wash Press and Monster Separation Systems®, Monster Industrial® shredders, and IPEC® industrial screens to solve unique wastewater processing situations.

Authorized Representative

toll free: 800.331.2277 | phone: 949.833.3888 | email: jwce@jwce.com | web: www.jwce.com

©2023 JWC Environmental. JWCE's Santa Ana, California facility is registered by UL to ISO9001:2015 #10001313 QM15. JWC Environmental logo, Auger Monster logo, Muffin Monster logo, Auger Monster, Bandscreen Monster, Bar Screen Monster, Chain & Rake Monster, Channel Monster, Drumscreen Monster, Finescreen Monster, Honey Monster, IPEC, Mini Monster, Monster Industrial, Monster Metal, Monster Separation Systems, Monster Stack, Muffin Monster, Screenings Washer Monster, Sludge Monster, and Wipes Ready are trademarks or registered trademarks of JWC Environmental Inc. in the U.S. and other countries. U.S. patents apply: 7,383,842; 7,081,171; 7,080,650; 7,854,850; 7,771,589; 9,421,550; 10,086,320; 10,130,952; 10,421,078; 7,364,652; 11,123,744; 11,266,994; 11,524,253. U.S. patents pending: 17/647,249. Additional patents pending. All rights reserved. JWC Environmental is not liable for damages that may result from any information provided in or omitted from this publication, under any circumstances. JWC Environmental reserves the right to make adjustments to this publication at any time, without notices or obligation. Please check the JWC Environmental website (www.jwce.com) for the most up-to-date information.

(AugerMonster-NA-JWCE-0923)